

* Unit 1: Traditions

7th grade ABC

Miss Yessica Gómez

Objetivo:

- Escribir u expresar oralmente oraciones de preferencias personales.
- Identificar emociones y sentimientos.

Instrucciones:

- Estudia los verbos de preferencias y las actividades (acciones) con el uso de -ING.
- Finalmente, practica el juego de las emociones y sentimientos.



**WHAT DO YOU
LIKE AND
DON'T LIKE?**

* LIKE

* ENJOY

* LOVE

* DON'T LIKE

* HATE




...ING



* PLAYING FOOTBALL



* COOKING



* DOING HOMEWORK



* PLAYING VIDEO GAMES




* DANCING



*SKIING

FEELINGS AND EMOTIONS

Click to
start



in love



furious



cold



disgusted



sleepy



hot



happy



hungry



shy



scared



exhausted




sad



surprised



angry



bored

How is he feeling?



He's thirsty.

He's hungry.

He's cold.

great

next

How is he feeling?



He's sleepy.

He's happy.

He's angry.

great

next

How is he feeling?



He's hot.

He's shy.

He's angry.

great

next

How is he feeling?



He's surprised.

He's tired.

He's bored.

great

next

How is he feeling?



He's scared.

He's disgusted.

He's shy.

great

next

How is he feeling?



He's in love.

He's frustrated.

He's bored.

great

next

How is he feeling?



He's angry.

He's scared.

He's sad.

great

next

How is he feeling?



He's furious.

He's cold.

He's hot.

great

next

How is he feeling?



He's hot.

He's happy.

He's bored.

great

next

How is he feeling?



He's cold.

He's sleepy.

He's in love.

great

next

How is he feeling?



He's happy.

He's scared.

He's disgusted.

great

next

How is he feeling?



He's happy.

He's sad.

He's shy.

great

next

How is he feeling?



He's surprised.

He's exhausted.

He's angry.

great

next

How is he feeling?



He's cold.

He's sad.

He's sleepy.

great

next

How is he feeling?



He's hot.

He's furious.

He's hungry.

great

The end