







SCHOOL OBJECTS


1. Match the words with the pictures



1



2



3



4



5



6



7



8



9


10


11


12


13


14

RULER _
BOOK _
PEN _
GLUE _
BLACKBOARD _
CRAYON _
SCISSORS _

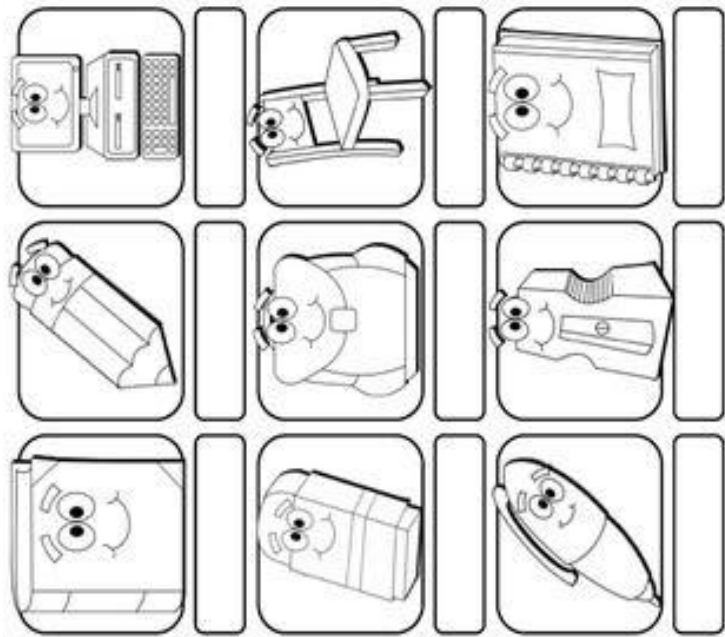
__ DESK
__ PENCIL
__ ERASER
__ SCHOOL BAG
__ EXERCISE BOOK
__ NOTEBOOK
__ SHARPENER

S	H	A	R	P	E	N	E	R	A
C	E	G	A	D	E	S	K	R	D
I	D	L	O	K	S	Y	P	U	E
S	S	U	P	R	I	P	S	L	R
S	O	E	R	A	S	E	R	E	A
O	D	N	V	S	O	N	A	R	S
R	E	A	B	E	B	O	O	K	L
S	C	R	A	Y	O	N	K	E	R

2. Find 9 school objects

3. Put the right words

- 1) She reads a _____ about cats.
- 2) He puts his book, pens, and notebook in his _____.
- 3) They need _____ to cut these papers.
- 4) He likes to draw with his _____.
- 5) The teacher usually writes all numbers on the _____.

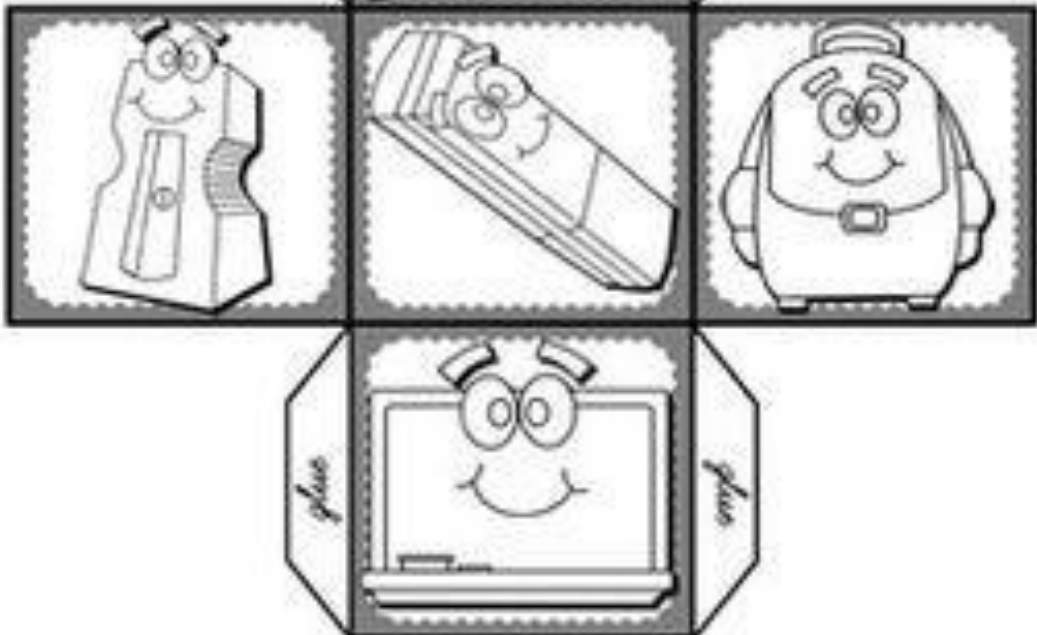



Hello miss Coni speaking: Recorta los dibujos y escribe sentences (oraciones) en tu cuaderno. Pon el nombre de cada objeto y luego crea un oración al lado o debajo de cada imagen. Debes pintar cada objeto de un color distinto y crear una oración.

Ejemplo.

- 1. The book is yellow
El libro es amarillo

At School



INSTRUCCIONES.

IMPRIME ESTE CUBO ARMALO Y JUGEMOS PARA PRACTICAR EL VOCABULARIO!

PINTA :

- 1. BOOK - RED
- 2. PENCIL - BLUE
- 3. ERASER - PINK AND GREEN
- 4. SHARPENER - YELLOW
- 5. SCHOOLBAG - BROWN AND ORANGE
- 6. WHITEBOARD - WHITE